


ECW-281B/B2 Series

Fanless Embedded System with Intel® Atom™ Dual-core D525/N270 CPU




6 COM

COM2 for ECW-281B Series

Features

- ◆ Fanless system with
 - » 1.8 GHz Intel® Atom™ D525 dual-core CPU
 - » 1.6 GHz Intel® Atom™ N270 CPU
- ◆ Supports four USB 2.0 ports and six COM ports
- ◆ Dual GbE LAN ideal for high-speed network applications
- ◆ Supports CompactFlash®, 2.5" SATA HDD and SSD storage devices
- ◆ 12 V DC and 9 V DC - 36 V DC power input models available
- ◆ Supports dual VGA display (B2 model only)



Dual VGA

2nd VGA for ECW-281B2 Series




Specifications

Model Name		ECW-281B-D525 (ECW-281B2-D525)	ECW-281B-N270 (ECW-281B2-N270)
Chassis	Color	Black	Black
	Dimensions (WxDxH) (mm)	229 x 132 x 64	229 x 132 x 64
	Chassis Construction	Aluminum alloys with heavy duty metal	Aluminum alloys with heavy duty metal
Motherboard	Motherboard Model	WAFER-PV-D5252	WAFER-945GSE-N270
	Processor CPU	Intel® Atom™ D525 1.8 GHz	Intel® Atom™ N270 1.6 GHz
	Chipset	ICH8M	Intel® 945GSE + ICH7M
	System Memory	1 GB DDR3 204-pin SO-DIMM memory pre-installed	1 GB DDR2 200-pin SO-DIMM memory pre-installed
Storage	Hard Drive	1 x 2.5" SATA HDD Space	1 x 2.5" SATA HDD Space
	CF Card/CFast	1	1
I/O Interfaces	USB 2.0	4	4
	Ethernet	2 x Realtek 8111E PCIe GbE	2 x Realtek 8111E PCIe GbE
	RS-232	6 x RS-232 ports for ECW-281B-D525 (COM2: Default RS-232, RS422/485 optional) 5 x RS-232 ports for ECW-281B2-D525	6 x RS-232 ports for ECW-281B-N270 (COM2: Default RS-232, RS422/485 optional) 5 x RS-232 ports for ECW-281B2-N270
	Display	1 (2) x VGA	1 (2) x VGA
	Resolution	VGA: Up to 2048 x 1536@60Hz (VGA: Up to 1024 x 768@60Mhz)	VGA: Up to 1920 x 1200@60Hz (VGA: Up to 1024x768@60Mhz)
	Audio	1 x Speaker out	1 x Speaker out
	Expansions	1 x PCIe Mini card slot (reserved for Wi-Fi)	1 x PCIe Mini card slot (reserved for Wi-Fi)
Power	Power Input	DC Jack: 12 V DC in 9 V~36 V (WD Model)	DC Jack: 12 V DC in 9 V~36 V (WD Model)
	Power Consumption	12V@1.79A (Intel® Atom™ D525 1.8 GHz with DDR3 1 GB)	12 V@1.25 A (Intel® Atom™ N270 1.6 GHz with DDR2 1 GB)
Reliability	Mounting	DIN mount, VESA 75 mount, wall mount	DIN mount, VESA 75 mount, wall mount
	Operating Temperature	-20°C ~ 65°C with CompactFlash®/SSD -10°C ~ 50°C with HDD	-10°C ~ 60°C with CompactFlash®/SSD -10°C ~ 50°C with HDD
	Operating Shock	Half-sine wave 3G, 11ms 3 shocks per axis	Half-sine wave 3G, 11ms 3 shocks per axis
	Operating Vibration	* MIL-STD-810F 514.5C-1 MIL-STD-810F 514.5C-2	MIL-STD-810F 514.5C-2
	Weight (Net/Gross)	2.1 kg/3.9 kg	2.1 kg/3.9 kg


*Systems with hard drive meet MIL-STD-810F 514.5C-1 specifications. SSD/CF systems meet MIL-STD-810F 514.5C-2 specifications.

Storage & Expansions



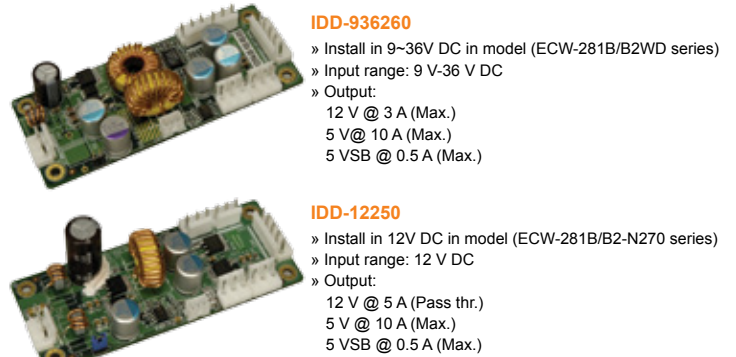

Dual Display

The models of the ECW-281B series, either with Intel® Atom™ N270 single-core processor or D525 dual-core processor, both support dual VGA display through the optional LVDS to VGA converter module. The first VGA output signal comes from the on-board chipset and supports resolutions up to 2048x1536 (D525), while the second display output is made through the LVDS to VGA converter board (LVDS-VGA-R10) through the LVDS interface and supports resolutions up to 1024x768.



Extended Voltage Input

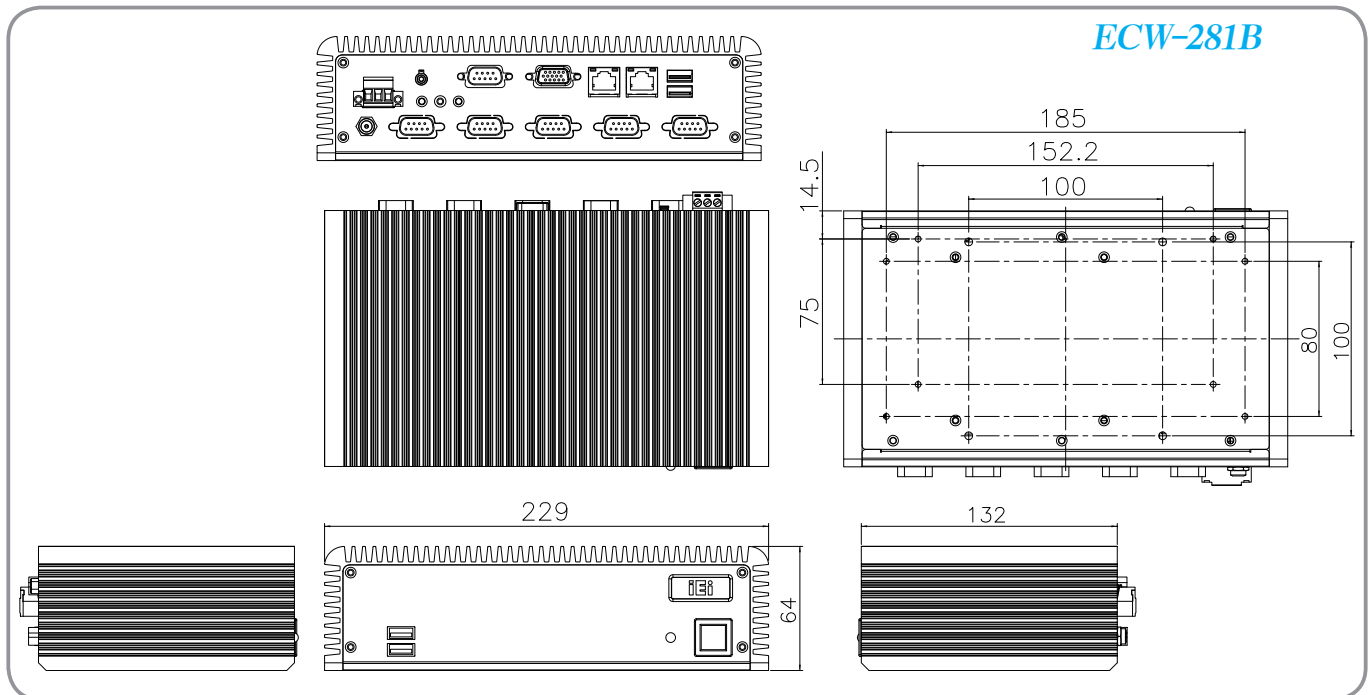
The ECW-281B rear panel has two types of power input connectors which support either single 12 V DC input or 9 V~36 V DC input depending on the power module installed in the system.



Spec Comparison Table

Model	ECW-281B	ECW-281B2	ECW-281BWD	ECW-281B2WD
Main board	WAFER-945GSE-N270 WAFER-PV-D5252	WAFER-945GSE-N270 WAFER-PV-D5252	WAFER-945GSE-N270 WAFER-PV-D5252	WAFER-945GSE-N270 WAFER-PV-D5252
COM port	6	5	6	5
VGA display	1	2	1	2
Power input	12 V DC in	12 V DC in	9 V~36 V DC in	9 V~36 V DC in
Adapter	60W	60W	N/A	N/A

Dimensions (Unit: mm)



Packing list

1 x QIG	1 x Driver & user manual CD
1 x Screw set	1 x 12V 60W power adapter (with PSE/ErP Certified) (Part No.: 63040-010060-040-RS)
1 x DIN mount	1 x Power cord (optional for WD model)
1 x Hard drive thermal pad	1 x Wireless antenna (for wireless model)
2 x Wall mount bracket	1 x One Key Recovery CD



DK-84MB

Ordering information

D525	12 V DC input	ECW-281B-R11/D525/1GB	Fanless embedded system with WAFER-PV-D5252, with dual-core Intel® Atom™ D525 1.8G, with 6 serial ports, with 1 GB DDR3 memory, 12 V DC in, 60W power adapter with ErP and PSE certificates, black, RoHS
		ECW-281B2-R11/D525/1GB	Fanless embedded system with WAFER-PV-D5252, with dual-core Intel® Atom™ D525 1.8G, with dual VGA display and 5 serial ports, with 1 GB DDR3 memory, 12 V DC in, 60W power adapter with ErP and PSE certificates, black, RoHS
	9 V~36 V DC input	ECW-281BWD-R11/D525/1GB	Fanless embedded system with WAFER-PV-D5252, with dual-core Intel® Atom™ D525 1.8G, with 6 serial ports, with 1 GB DDR3 memory, 9 V-36 V DC in, w/o power adapter, black, RoHS
		ECW-281B2WD-R11/D525/1GB	Fanless embedded system with WAFER-PV-D5252, with dual-core Intel® Atom™ D525 1.8G, with dual VGA display and 5 serial ports, with 1 GB DDR3 memory, 9 V-36 V DC in, w/o power adapter, black, RoHS
N270	12 V DC input	ECW-281B-R30/N270/1GB	Fanless embedded system with Intel® Atom™ N270 1.6 GHz CPU, 945GSE, built-in 1 GB DDR2 memory, 12 V DC in, 60W power adapter with ErP and PSE certificates, black, RoHS
		ECW-281B2-R30/N270/1GB	Fanless embedded system with Intel® Atom™ N270 1.6 GHz CPU, 945GSE, dual VGA, built-in 1 GB DDR2 memory, 12 V DC in, with 60W power adapter with ErP and PSE certificates, black, RoHS
	9 V~36 V DC input	ECW-281BWD-R30/N270/1GB	Fanless embedded system with Intel® Atom™ N270 1.6 GHz CPU, 945GSE, built-in 1 GB DDR2 memory, 9 V-36 V DC in, w/o power adapter, black, RoHS
		ECW-281B2WD-R30/N270/1GB	Fanless embedded system with Intel® Atom™ N270 1.6 GHz CPU, 945GSE, dual VGA, built-in 1 GB DDR2 memory, 9 V-36 V DC in, w/o power adapter, black, RoHS
		32205-003200-100-RS	Flat cable, RS-232/422/485, RS-422/485 cable, 2, 100mm, 28AWG, (A) D-SUB 9-pin male, (B) DU pont 2x7P P=2.0, female, IDIOT-PROOF, 32200-074600-RS substitute, hwalong, RoHS

Embedded OS

ECWCF-281B-D525-XPE	Windows® XP Embedded OS image, for ECW-281B-D525, with 1 GB CompactFlash® memory card, RoHS
ECWCF-281B-D525-CE060	Windows® CE 6.0 OS image, for ECW-281B-D525, with 128MB CompactFlash® memory card, RoHS
ECWCF-281B-945GSE-XPE	Windows® XP Embedded OS image, for ECW-281B-N270, with 1 GB CompactFlash® memory card, RoHS
ECWCF-281B-945GSE-CE060	Windows® CE 6.0 OS image, for ECW-281B-N270, with 128MB CompactFlash® memory card, RoHS